
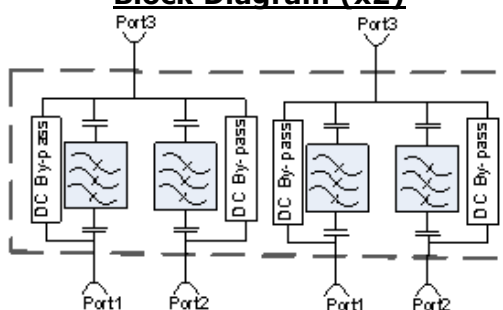


**FEATURES:**

- Splits or combines the **700+FN Bands** (698MHz–798MHz) and **850 Band** (814MHz–896MHz)
- Available in **Single Model (901C Series)**, **Stacked Model (902C Series)** & **Twin Model (903C Series)**
- Minimum 40dB Isolation between the bands
- Very low Insertion Loss with superior out of band rejections
- Available in 4.3-10 or NEX10 Connectors
- Ease of Mounting with mounting holes and brackets
- Low-PIM with High Power Handling
- RoHS Compliant
- Weatherproof for Outdoor installation
- In Stock and Available Immediately

**Block Diagram (x2)**



**ELECTRICAL SPECIFICATIONS:**

Frequency Bands	<b>700+FN</b> 698 MHz - 798 MHz	<b>850</b> 814 MHz - 896 MHz
Passband Insertion Loss	0.20 dB	
Isolation	≥ 40 dB	
Return Loss	20 dB	
Impedance	50 Ohms	
Input Power / Port	150 Watts (Avg)	
DC Pass Current	4000 mA (Typ) (DC Block Available on Request)	
Intermodulation (PIM - 3 <sup>rd</sup> )	-161 dBc (2 Tones +43 dBm)	
Lightning Protection	8/20S 10kA Pulse (IEC 801-5)	
MTBF Hours	≥ 500,000	

**MECHANICAL SPECIFICATIONS:**

Connectors:	4.3-10 (D43) / NEX10 (X10)
Housing Finish:	Aluminum Body
Mounting Method:	Mounting Bracket
Temperature Range:	-30°C to 75°C
Humidity:	5% – 95%
Weight:	17.00 lbs
Environment:	IP67

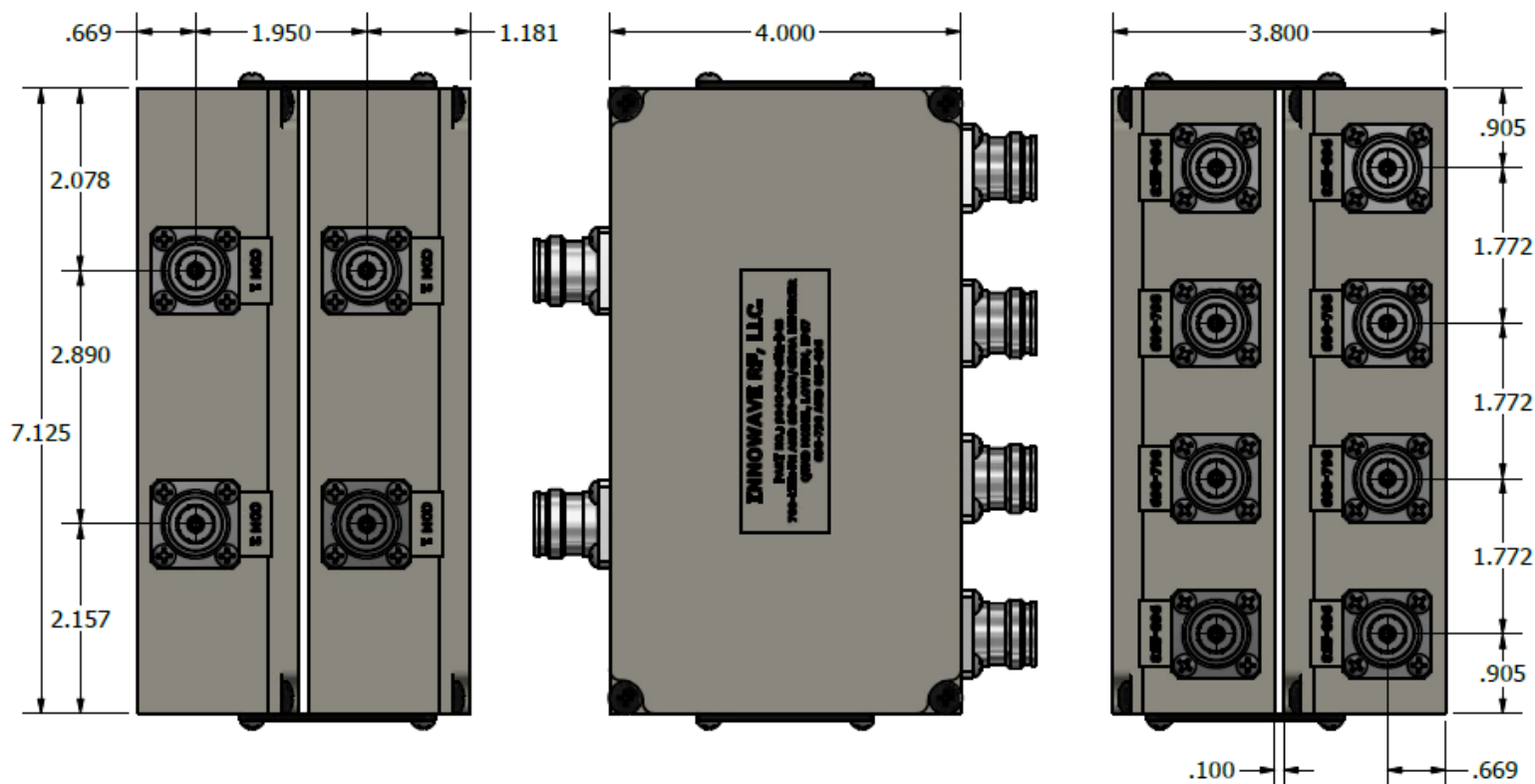
**ORDERING INFO:**

**Single Model:**

4.3-10 Connector:	Part#: 904C-742-852-D43
NEX10 Connector:	Part#: 904C-742-852-X10

**SINGLE/STACKED/TWIN MODEL  
AVAILABLE**

**Dimensions for 904C-742-852-D43**



**SINGLE/STACKED/TWIN MODELS AVAILABLE**

Please contact our sales department at 737-200-7090 or [sales@InnowaveRF.com](mailto:sales@InnowaveRF.com) for any custom requirements.

© Innowave RF, LLC. All Rights Reserved. Specs can change without notice. Drawings are for reference purpose only.