
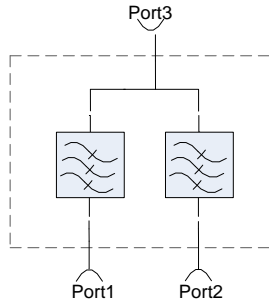


FEATURES:

- Splits or combines all the **CBRS Band** (3550MHz-3700MHz) and **C-Band** (3720MHz-4200MHz)
- Available in **Single Model (901C Series), Twin Model (903C Series) & Quad Model (904C Series)**
- Minimum 40dB Isolation between the bands
- Very low Insertion Loss with superior out of band rejections
- Available in 4.3-10 or NEX10 Connectors
- Ease of Mounting with mounting holes and brackets
- Low-PIM with High Power Handling
- RoHS Compliant
- Weatherproof for Outdoor installation
- In Stock and Available Immediately



ELECTRICAL SPECIFICATIONS:

Frequency Bands	CBRS Band 3550 MHz - 3700 MHz	C-Band 3720 MHz - 4200 MHz
Passband Insertion Loss	0.30 dB	
Isolation	≥ 40 dB	
Return Loss	20 dB	
Impedance	50 Ohms	
Input Power / Port	150 Watts (Avg)	
Intermodulation (PIM - 3 rd)	-161 dBc (2 Tones +43 dBm)	
Lightning Protection	8/20S 10kA Pulse (IEC 801-5)	
MTBF Hours	≥ 500,000	

MECHANICAL SPECIFICATIONS:

Connectors:	4.3-10 (D43) / NEX10 (X10)
Housing Finish:	Aluminum Body
Mounting Method:	Mounting Bracket
Temperature Range:	-30°C to 75°C
Humidity:	5% - 95%
Weight:	7.50 lbs
Environment:	IP67

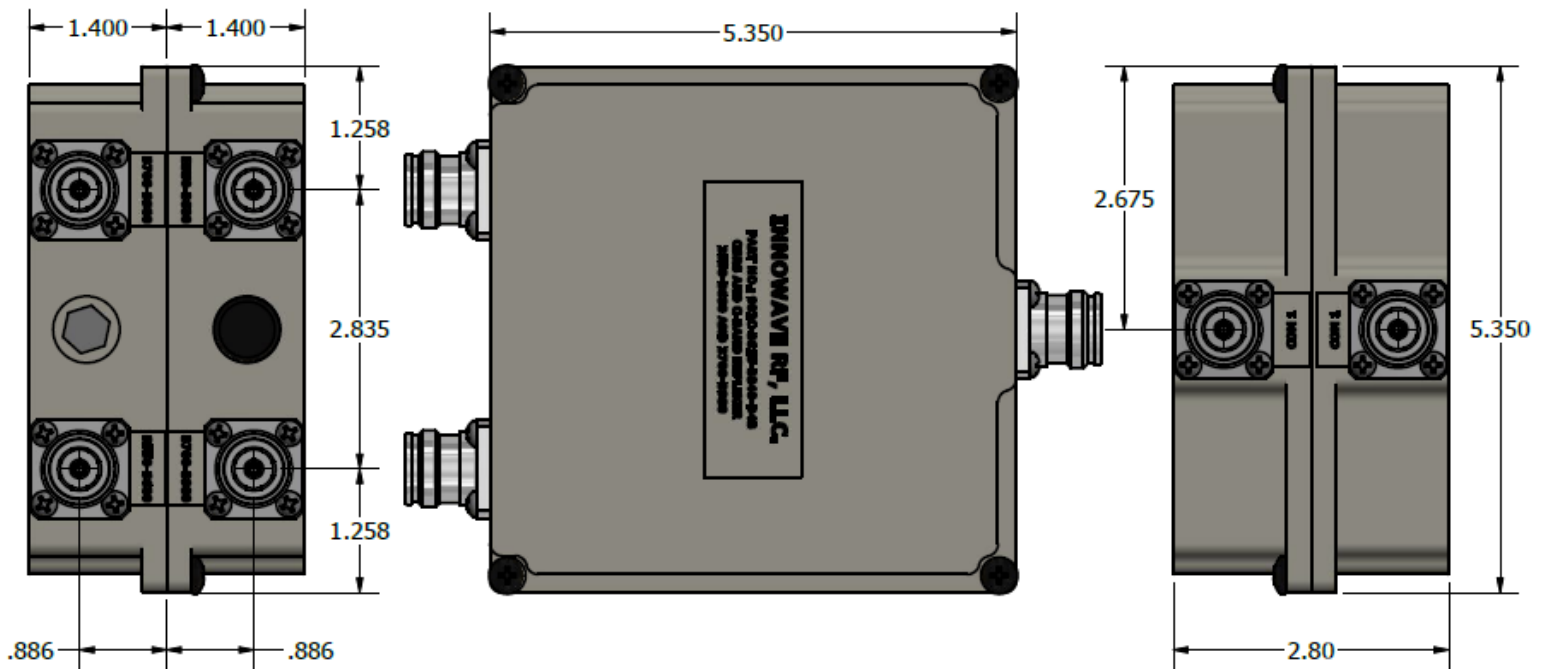
ORDERING INFO:

Single Model:

4.3-10 Connector:	Part#: 902C-1925-1985-D43
NEX10 Connector:	Part#: 902C-1925-1985-X10

***SINGLE/TWIN/QUAD MODEL
AVAILABLE***

Dimensions for 902C-3620-3850-D43



SINGLE/TWIN/QUAD MODELS AVAILABLE

Please contact our sales department at 737-200-7090 or sales@InnowaveRF.com for any custom requirements.

© Innowave RF, LLC. All Rights Reserved. Specs can change without notice. Drawings are for reference purpose only.