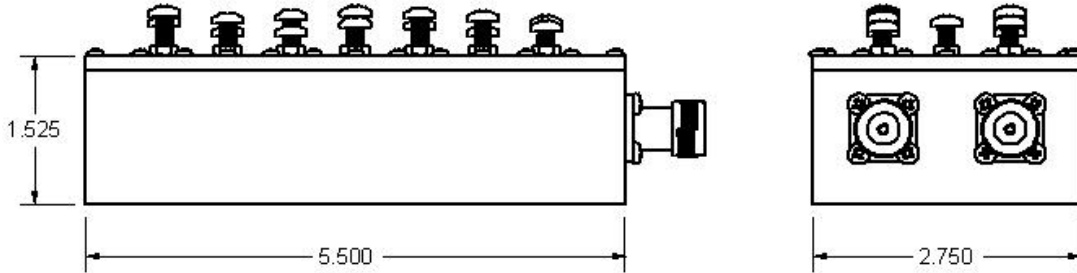
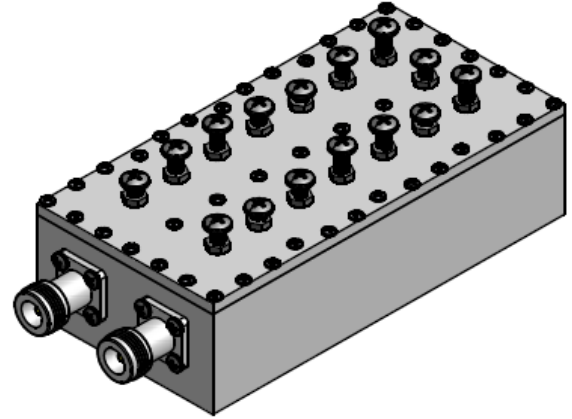


**521-2400M-CH6-N** is a High-Q Band Filter, which pass only Channel 6 of the 2.4GHz WiFi Band from 2426 MHz to 2448 MHz. These channel filters are often used in places where other WiFi users are using a different band in the same location. Cavity Bandpass filters is available from Channel-1 through Channel-14 with each channel having a bandwidth of 22MHz wide.

**FEATURES:**

- ISM WiFi Channel Filter
- Cleans up all the In-band interference caused by other channels
- High Q Cavity Filter structure
- 4 Sections or 8 Sections available depending on the Stop band Rejection points.
- Rugged Aluminum Structure. Weather-Proof Structures Available
- Low Insertion Loss in the passband 1.70dB (typical)



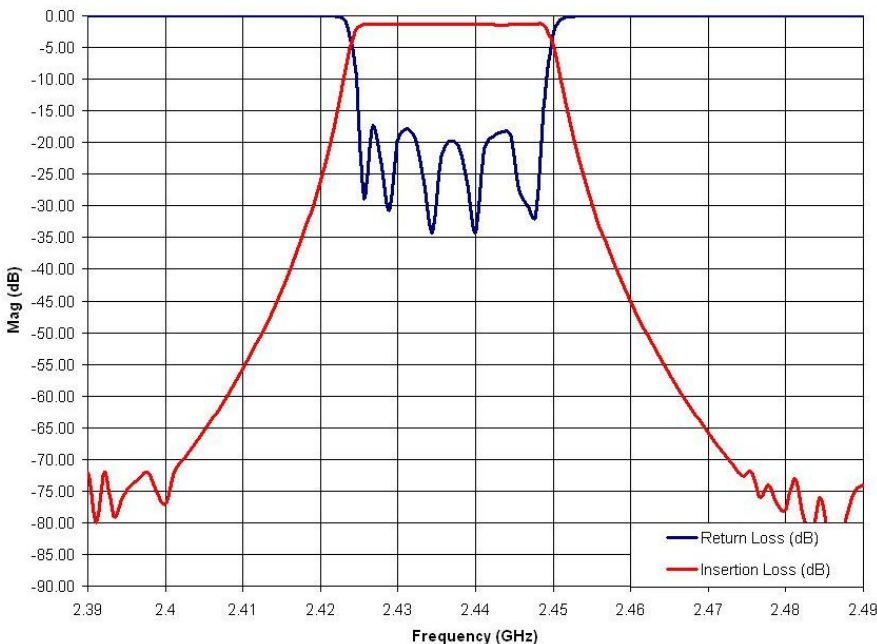
\* Mounting brackets available on request

**ELECTRICAL SPECIFICATIONS:**

Frequency Range:	2426MHz – 2448MHz (CH6)
No. of Cavities:	8 ( <i>4 sections also available</i> )
Insertion Loss:	1.70 dB (Typical)
Passband Ripple:	0.10 dB (Max)
Rejection Band:	60.00 dB (Min) @ 2407MHz @ 2467MHz
Return Loss:	15.00 dB (Min)
Power Handling:	50 Watts (Max)
Temperature Range:	-55°C to 85°C

**APPLICATIONS:**

- 2400 MHz ISM WiFi Band Communication
- Rejects all other frequencies such as GSM
- Protects Out-of-Band Interference
- Ideal for high data rate, 802.11b and 802.11g Wireless LAN applications
- Minimizes Adjacent Channel Interference
- Ideal for use with WiFi access points



Please contact our sales department at 914-230-4060 or [sales@innowaverf.com](mailto:sales@innowaverf.com) for any custom requirements.